





TELEPÍTÉS

Extra erős ProClip




Please read all of the instructions and look at the pictures before attaching the ProClip mount. It is important to install the mount first: any device holder/equipment is to be attached after the mount is in place.

1. Remove the right front screw from under the lower accessory tray.



2. Hook the upper lip of the mount over the right side of the accessory tray.

3. Press the mount against the accessory tray and align the screw holes. Use the removed screw to secure the mount in place. NOTE: The mount will require generous pressure to align.



4. The ProClip mount is in place.

Az alábbiakkal kompatibilis

- Chevrolet BrightDrop (2024-2026)

